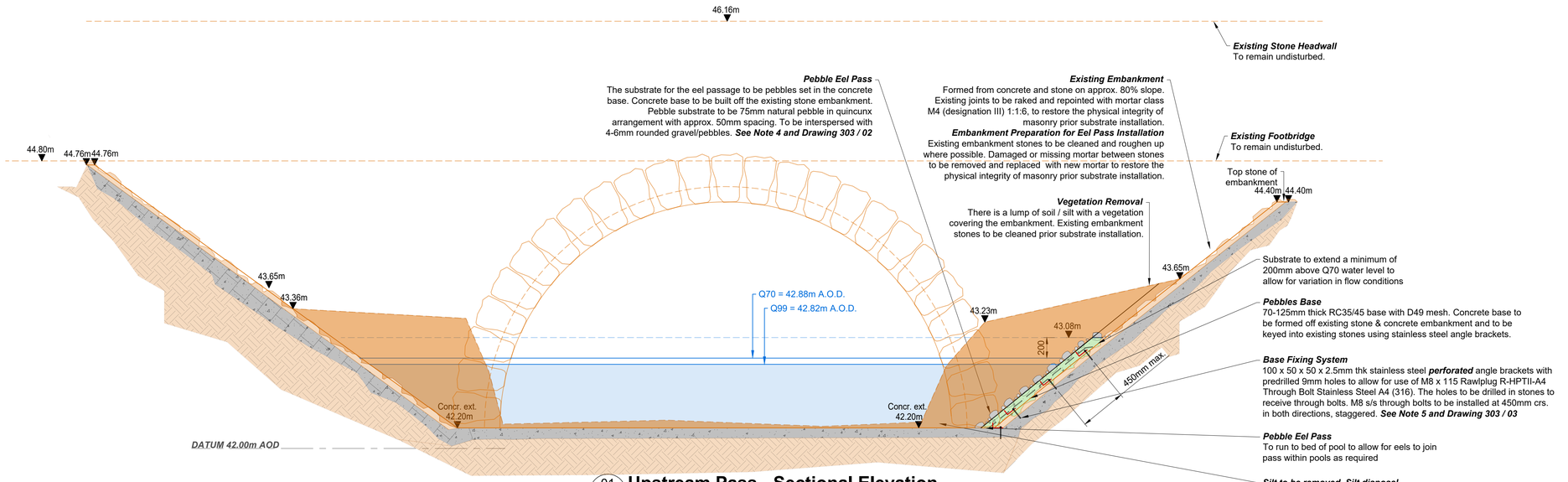

01 / 302 **Upstream Pass - Sectional Elevation**
SCALE 1:25

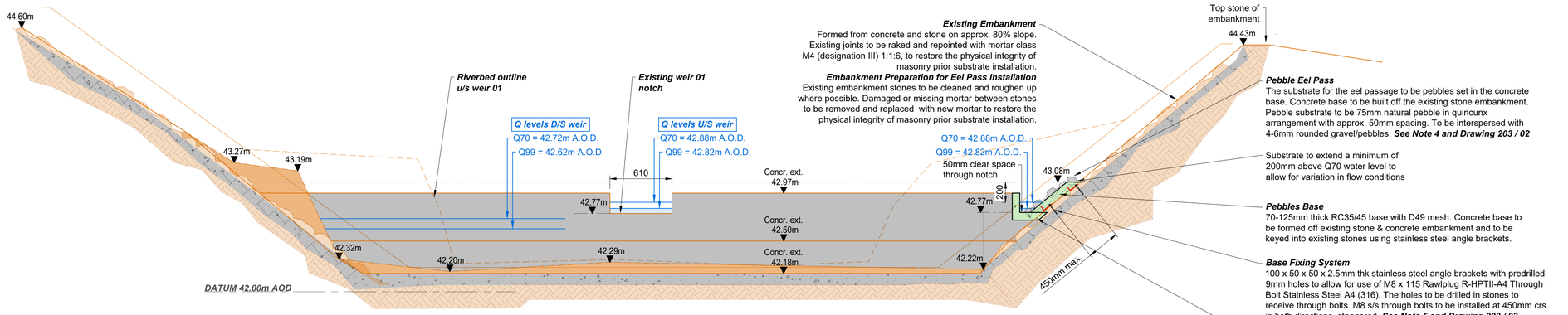

02 / 302 **Weir 01 - Sectional Elevation**
SCALE 1:25

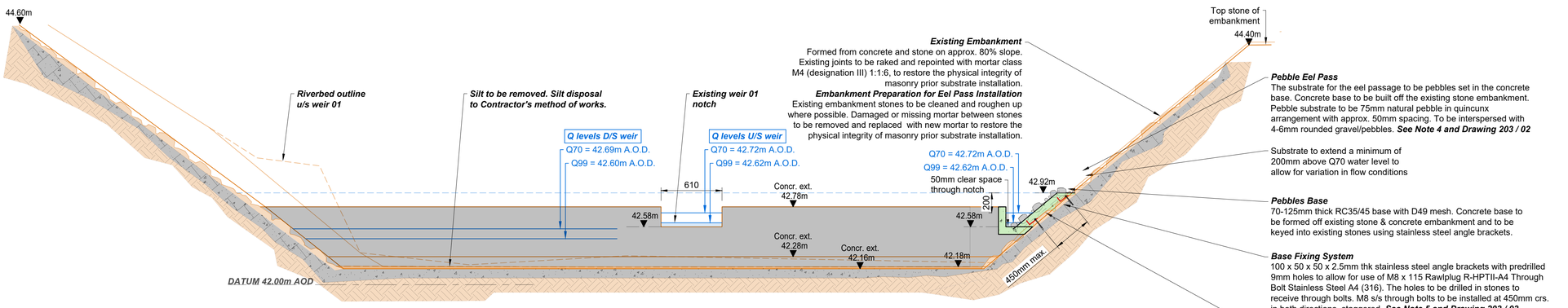

03 / 302 **Weir 02 - Sectional Elevation**
SCALE 1:25

NOTES:

1. GENERAL:
- Are in millimetres unless otherwise stated.
- Marked thus (*) are approximate.
- All levels are in metres to X Datum.
- Do not scale from this drawing. All dimensions must be checked / verified on site.

2. SPECIFICATION:
All works to be carried out in accordance with the Environment Agency Minimum Technical Requirements which shall be the Civil Engineering Specification for the Water Industry (CESWI) 8th Edition.

3. CONCRETE
- All concrete to comply with EN 1992-1-1
- RC 35/45.
- Max. 20mm aggregate
- S1 consistency class
- Min. cover to reinforcement = 40mm

To lower carbon footprint natural cement can be used.

4. PEBBLE SUBSTRATE
- The contractor to provide a setting out plan for the replicated formal approach prior to installation for approval.
- The contractor to provide a trial piece (300x300mm), up to 3 iterations, replicated pebble mix for approval prior to installation.
- Pebbles moistened and set out as per the drawing details. adjustments to the thickness of concrete made as necessary to accommodate the volume displacement of the pebbles.
- Pebbles should generally be embedded into the mass concrete by 30-50% of their height to ensure adequate socket strength.
- Areas that have been completed should be kept moist until fully set (min. 3 days) and protected from the elements and extreme temperature changes by plastic sheeting or other methods.

5. BOLTS:
- All stainless steel fasteners to be to BS EN ISO 3506 (Part 1 bolts, screws & nuts and Part 2 nuts).
- All fasteners to be stainless steel A4 (316) through bolts, M8 (in 9mm dia holes) ***u.n.o.***

Rev.	Date	Description	Auth.	Chkd.	Appr.
P01	31.03.25	Detailed Design - First issue	JSC	ML	DG

Status: Detailed Design

Original Size: A1

Signatures: Authored J.Czyrw; Checked M.Lakin; Approved D.Griffiths

© Copyright reserved

Scale: As Shown

Client: South Gloucestershire Council

Designer: FISHTEK

Project: Three Brooks Weirs Eel Passes Stoke Brook

Title: Eel Pass Sections

Drawing No.	Project No.	Revision
302	3540333	P01

PD04_A1